

ANSWER SHEET


Datos obligatorios:

Apellidos y nombre

DNI/NIE

Write your name, surname and ID number (**DNI**) in the boxes provided.

ATTENTION:
 IDIOMA: ENGLISH
 NIVEL: B1; B2 or C1
 MODELO: A or B or C...



Government of Navarre logo and 'FOI' logo are visible at the top of the form.




HOJA DE EXAMEN / AZTERKETA ORRIA

DNI/NAN: 76543210

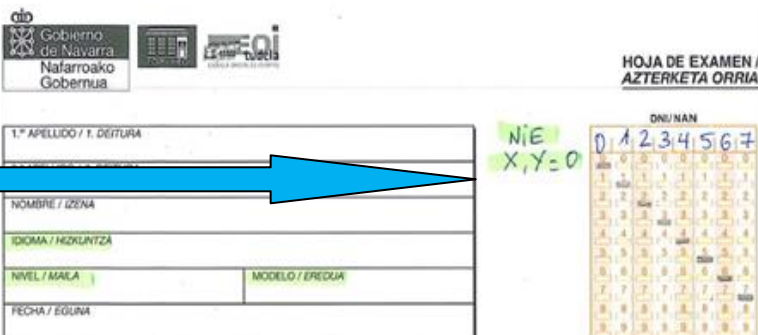
Form fields: 1.º APELLIDO / 1. DEITURA, 2.º APELLIDO / 2. DEITURA, NOMBRE / IZENA, IDIOMA / HIZKUNTZA, NIVEL / MAILA, MODELO / EREDUA, FECHA / EGUNA.

NIE

Write your name, surname and ID number (**NIE**) in the boxes provided.

The letter (**X, Y**) must be replaced with a **0**. (see image).   

ATTENTION:
 IDIOMA: ENGLISH
 NIVEL: B1; B2 or C1
 MODELO: A or B or C...



Government of Navarre logo and 'FOI' logo are visible at the top of the form.


HOJA DE EXAMEN / AZTERKETA ORRIA


DNI/NAN: 01234567

Handwritten: NIE X,Y=0

Form fields: 1.º APELLIDO / 1. DEITURA, NOMBRE / IZENA, IDIOMA / HIZKUNTZA, NIVEL / MAILA, MODELO / EREDUA, FECHA / EGUNA.

HOW to mark the answers

marque así
 honela markatu 

así no marque
 honela ez markatu 

- Please use a pencil to mark the correct answer. If you wish to make an alteration, remove the first one completely with a soft eraser.
- You may use a blue or black pen. If you wish to change your answer, use correction tape or fluid such as *Liquid Paper*.

COMPRESIÓN DE TEXTOS ESCRITOS
 TESTU IDATZIEEN ULERMENA
 READING COMPREHENSION
 COMPREHENSION ÉCRITE
 LESEVERSTEHEN
 COMPRESIONE SCRITTA



Grid with 7 rows and 12 columns (A-L). Each cell contains a small box for marking.

COMPRESIÓN DE TEXTOS ORALES
 AHOZKO TESTUEN ULERMENA
 LISTENING COMPREHENSION
 COMPREHENSION ORALE
 HÖRVERSTEHEN
 COMPRESIONE ORALE



Grid with 7 rows and 12 columns (A-L). Each cell contains a small box for marking.